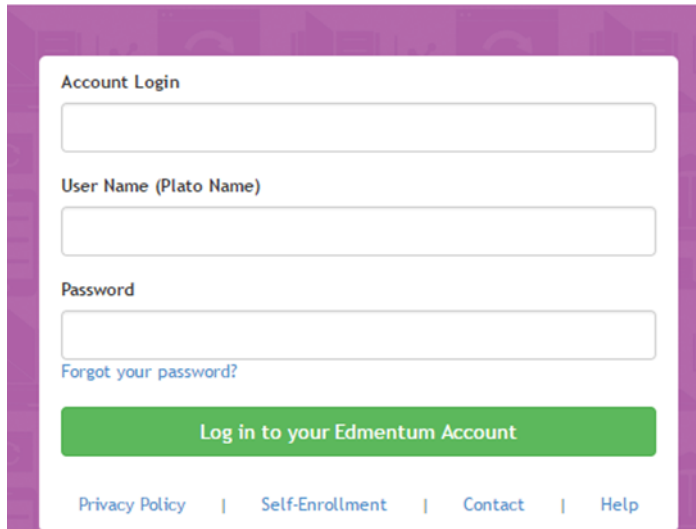


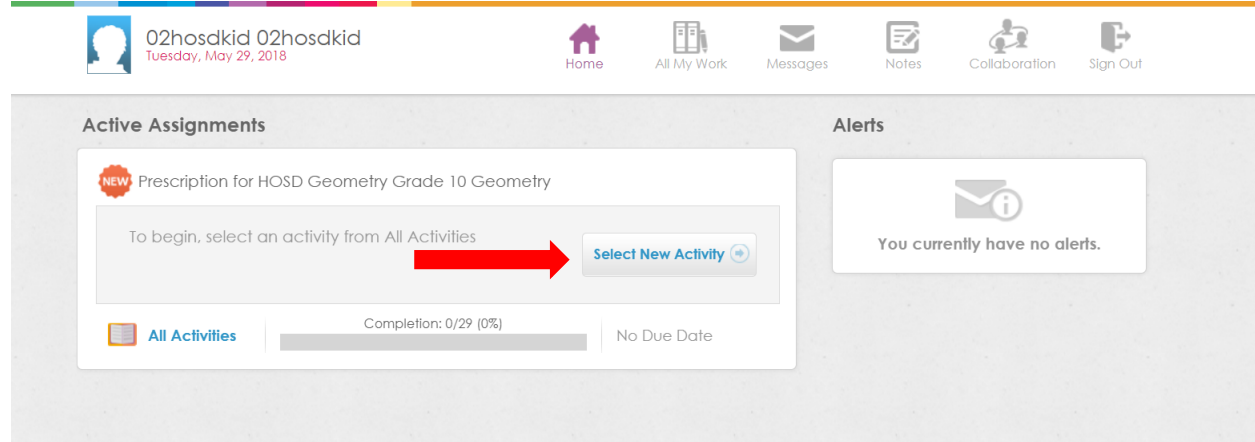
Accessing Your Test Pack Prescription (Entering Grades 7-12)

Step 1: Enter web address and login information that your teacher provided you.

- NEW Login Address - <https://login.edmentum.com>

The Edmentum logo features the word "edmentum" in a bold, lowercase, sans-serif font. The letters are black, and the "e" and "m" are stylized with horizontal bars in blue, orange, and green.A screenshot of the Edmentum login page. It has a purple border and a white background. The form is titled "Account Login" and contains three input fields: "User Name (Plato Name)", "Password", and a "Forgot your password?" link. Below the fields is a green button labeled "Log in to your Edmentum Account". At the bottom, there are links for "Privacy Policy", "Self-Enrollment", "Contact", and "Help".

Step 2: Click on your prescription

A screenshot of the Edmentum dashboard. At the top, there is a navigation bar with a user profile icon and name "02hosdkid 02hosdkid" (Tuesday, May 29, 2018) and several icons: Home, All My Work, Messages, Notes, Collaboration, and Sign Out. Below the navigation bar, there are two main sections: "Active Assignments" and "Alerts". The "Active Assignments" section shows a "NEW Prescription for HOSD Geometry Grade 10 Geometry" with a red arrow pointing to a "Select New Activity" button. Below this, there is a progress bar for "All Activities" showing "Completion: 0/29 (0%)" and "No Due Date". The "Alerts" section shows a message: "You currently have no alerts." with an envelope icon.

Step 3: Click on “+” sign to expand the module and click on the first box to view activity

Back to Home

Prescription for HOSD Geometry Grade 10 Geometry View Progress Report

ACTIVITIES COMPLETE: 0/29 (0%) DUE DATE: No Due Date


View Instructions

All Work In Progress Completed or Mastered Completed Not Mastered Not Started Discussions Notes

Applications of Area, Surface Area, and Volume

Applications of Area, Surface Area, and Volume: Tutorial

Applications of Area, Surface Area, and Volume: Mastery Test



Step 4: Click on “View Progress Report” to view performance

02hosdkid, 02hosdkid

5/29/2018 9:23:30 AM

Prescription for HOSD Geometry Grade 10 Geometry									
Learner: 02hosdkid, 02hosdkid (02hosdkid)					Location:				
Assigned By: Adams, Greg					Class: Assessments Practice - HOSD Geometry Grade 10 Geometry				
Start Date: 05/29/2018 Due Date:					Report Creation Date: 5/29/2018 9:23:30 AM				
Title	Completion	Exemption	Mastery	Completion Date	Tries	First Use Date	Last Use Date	Time On Task (HH:MM:SS)	Score
Prescription for HOSD Geometry Grade 10 Geometry	In Progress		Not Mastered		1	05/29/2018	05/29/2018	00:02:13	
Applications of Area, Surface Area, and Volume	In Progress		Not Mastered		1	05/29/2018	05/29/2018	00:02:13	
Applications of Area, Surface Area, and Volume: Tutorial	Completed		NA	05/29/2018	1	05/29/2018	05/29/2018	00:02:13	
Applications of Area, Surface Area, and Volume: Mastery Test	Not Started		Not Mastered					--	
Representing Transformations in a Plane	Not Started		Not Mastered					--	